

2010

LOCAL GOVT SERVICES

2011 MAY 13 P 12:08

RECEIVED

OLD BRIDGE MUNICIPAL  
UTILITIES AUTHORITY  
Sewer Division

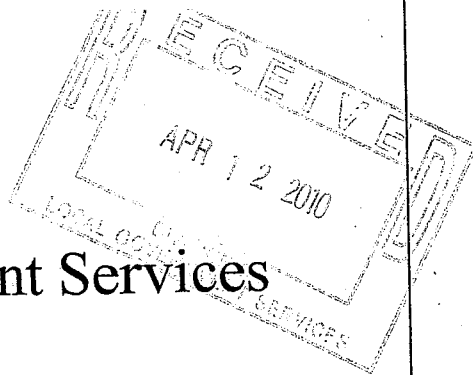
Authority Budget

Department Of



Community  
Affairs

Division of Local Government Services



2010

**Old Bridge MUA Sewer Division**

**AUTHORITY BUDGET**


**FISCAL YEAR: FROM JUNE 1, 2010 TO MAY 31, 2011**

*For Division Use Only*

**CERTIFICATION OF APPROVED BUDGET**

*It is hereby certified that the approved Budget made a part hereof complies with the requirements of law and the rules and regulations of the Local Finance Board, and approval is given pursuant to N.J.S. 40A:5A-11.*


*State of New Jersey  
Department of Community Affairs  
Director of the Division of Local Government Services*

By:  Date: 5/4/10

**CERTIFICATION OF ADOPTED BUDGET**

*It is hereby certified that the adopted Budget made a part hereof has been compared with the approved Budget previously certified by the Division, and any amendments made thereto. This adopted Budget is certified with respect to such amendments and comparisons only.*

*State of New Jersey  
Department of Community Affairs  
Director of the Division of Local Government Services*

By:  Date: 6/10/10

# 2010 PREPARER'S CERTIFICATION


## Old Bridge MUA Sewer Division

### AUTHORITY BUDGET

FISCAL YEAR: FROM JUNE 1, 2010 TO MAY 31, 2011

It is hereby certified that the Authority Budget, including both the Annual Budget and the Capital Budget/Program annexed hereto, represents the members of the governing body's resolve with respect to statute in that; all estimates of revenue are reasonable, accurate and correctly stated, all items of appropriation are properly set forth and in itemization, form and content, the budget will permit the exercise of the comptroller function within the Authority.

It is further certified that all proposed budgeted amounts and totals are correct. Also, I hereby provide reasonable assurance that all assertions contained herein are accurate and all Supplemental Schedules required are completed and attached.

  
(Preparer's signature)

**Stephen A. Florek II**  
(Print Name)

**Comptroller**  
(Title)

**71 Boulevard West**  
(Address)

**Cliffwood Beach, NJ 07735**  
(City, State, Zip Code)

**732-566-2534** / \_\_\_ / **732-566-5169**  
(Phone number) (ext) (Fax number)

**obmuasf@verizon.net**  
(Email Address)

# 2010 APPROVAL CERTIFICATION


## Old Bridge MUA Sewer Division

### AUTHORITY BUDGET

FISCAL YEAR: FROM JUNE 1, 2010 TO MAY 31, 2011

It is hereby certified that the Authority Budget, including Supplemental Schedules appended hereto, are a true copy of the Annual Budget and Capital Budget/Program approved by resolution by the governing body of the Old Bridge Municipal Utilities Authority, at an open public meeting held pursuant to N.J.A.C. 5:31-2.3, on the 7th day of April, 2010.

It is further certified that the recorded vote appearing in the resolution represents a not less than a majority of the full membership of the governing body thereof.

  
\_\_\_\_\_  
(Secretary's signature)

**Thomas Galante**  
\_\_\_\_\_  
(Print Name)

**Secretary**  
\_\_\_\_\_  
(Title)

**71 Boulevard West**  
\_\_\_\_\_  
(Address)

**Cliffwood Beach, NJ 07735**  
\_\_\_\_\_  
(City, State, Zip Code)

**732-566-2534/ / 732-566-5169**  
(Phone number) (ext) (Fax number)

# AUTHORITY INFORMATION SHEET

## 2010

Please complete the following information regarding this Authority:

<b>Name of Authority:</b>	Old Bridge Municipal Utilities Authority		
<b>Address:</b>	71 Boulevard West		
<b>City, State, Zip:</b>	Cliffwood Beach	NJ	07735
<b>Phone: (ext.)</b>	732-566-2534	<b>Fax:</b>	732-566-5169

<b>Preparer's Name:</b>	Stephen A. Florek II		
<b>Preparer's Address:</b>	71 Boulevard West		
<b>City, State, Zip:</b>	Cliffwood Beach	NJ	07735
<b>Phone: (ext.)</b>	732-566-2534	<b>Fax:</b>	732-566-5169

<b>Chief Executive Officer:</b>	Guy Donatelli		
<b>Phone: (ext.)</b>	732-566-2534	<b>Fax:</b>	732-566-5169
<b>E-mail:</b>	<a href="mailto:gdobmua@yahoo.com">gdobmua@yahoo.com</a>		

<b>Chief Financial Officer:</b>	Stephen A. Florek II		
<b>Phone: (ext.)</b>	732-566-2534	<b>Fax:</b>	73-566-5169
<b>E-mail:</b>	<a href="mailto:obmuasf@verizon.net">obmuasf@verizon.net</a>		

<b>Name of Auditor:</b>	Robert S. Morrison, CPA, RMA, PSA		
<b>Name of Firm:</b>	Hodulik & Morrison, P.A.		
<b>Address:</b>	1102 Raritan Avenue		
<b>City, State, Zip:</b>	Highland Park	NJ	08904
<b>Phone: (ext.)</b>	732-393-1000	<b>Fax:</b>	732-393-1196
<b>E-mail:</b>	<a href="mailto:admin@hm-pa.net">admin@hm-pa.net</a>		

<b>Membership of Board of Commissioners (Full Name)</b>	<b>Title</b>
Nicholas R. Smolney	Chairman
Edward Testino	Vice Chairman
Thomas Galante	Secretary
Kiran Desai	Treasurer
Rocco Donatelli	Commissioner
Reginald Butler	Asst. Secretary, 1 <sup>st</sup> Alt.
Richard J. Greene	Asst. Treasurer, 2 <sup>nd</sup> Alt.

## 2010 Authority Budget Resolution Old Bridge MUA Sewer Division

**FISCAL YEAR: FROM June 1, 2010 TO May 31, 2011**

WHEREAS, the Annual Budget and Capital Budget for the Old Bridge Municipal Utilities Authority for the fiscal year beginning, June 1, 2010 and ending, May 31, 2011 has been presented before the governing body of the Old Bridge Municipal Utilities Authority at its open public meeting of April 7, 2010; and

WHEREAS, the Annual Budget as introduced reflects Total Revenues of \$ 11,983,633 , Total Appropriations, including any Accumulated Deficit if any, of \$ 14,373,534 and Total Unrestricted Net Assets utilized of \$ 2,389,901; and

WHEREAS, the Capital Budget as introduced reflects Total Capital Appropriations of \$ 1,059,500 and Total Unrestricted Net Assets planned to be utilized as funding thereof, of \$ 559,500; and


WHEREAS, the schedule of rates, fees and other charges in effect will produce sufficient revenues, together with all other anticipated revenues to satisfy all obligations to the holders of bonds of the Authority, to meet operating expenses, capital outlays, debt service requirements, and to provide for such reserves, all as may be required by law, regulation or terms of contracts and agreements; and

WHEREAS, the Capital Budget/Program, pursuant to N.J.A.C. 5:31-2, does not confer any authorization to raise or expend funds; rather it is a document to be used as part of the said Authority's planning and management objectives. Specific authorization to expend funds for the purposes described in this section of the budget, must be granted elsewhere; by bond resolution, by a project financing agreement, by resolution appropriating funds from the Renewal and Replacement Reserve or other means provided by law.

NOW, THEREFORE BE IT RESOLVED, by the governing body of the Old Bridge Municipal Utilities Authority, at an open public meeting held on April 7, 2010 that the Annual Budget, including appended Supplemental Schedules, and the Capital Budget/Program of the Old Bridge Municipal Utilities Authority for the fiscal year beginning, June 1, 2010 and ending, May 31, 2011 is hereby approved; and

BE IT FURTHER RESOLVED, that the anticipated revenues as reflected in the Annual Budget are of sufficient amount to meet all proposed expenditures/expenses and all covenants, terms and provisions as stipulated in the said Authority's outstanding debt obligations, capital lease arrangements, service contracts, and other pledged agreements; and

BE IT FURTHER RESOLVED, that the governing body of the Old Bridge Municipal Utilities Authority will consider the ~~Annual Budget and Capital Budget/Program~~ for adoption on May 4, 2010.

  
\_\_\_\_\_  
(Secretary's Signature)

April 7, 2010  
(Date)

Governing Body Member:	Recorded Vote			
	Aye	Nay	Abstain	Absent
Nicholas R. Smolney	X			
Edward Testino		X		
Thomas Galante	X			
Rocco Donatelli	X			
Kiran R. Desai	X			

# **BUDGET MESSAGE 2010**

## **Old Bridge MUA Sewer Division**

### **AUTHORITY BUDGET**

**FISCAL YEAR: FROM JUNE 1, 2010 TO MAY 31, 2011**

- 1. Complete a brief statement on the 2010/2011 proposed Annual Budget and make comparison to the current year's adopted budget. Explain significant increases or decreases, if any. **The proposed 2010/2011 budget includes OPEB funding per GASB 45 in the amount of \$737,547. This is also the second year that the budget includes an appropriation to Old Bridge TWSP for \$642,869. The overall budget has only increased \$225,633 or 1.5% versus the prior year budget.****
- 2. Complete a brief statement on the impact the proposed Annual Budget will have on Anticipated Revenues, especially service charges and on the general purpose/component unit financial statements. Explain significant increases or decreases, if any. **There are no anticipated rate increases for this proposed budget, in fact there is scheduled to be a 1.38% decrease effective June 1, 2010.****
- 3. Describe the state of the local/regional economy and how it may impact the proposed Annual Budget, including the planned Capital Budget/Program. **The slowing economy has had a big effect on the number of connection fees, and additional revenue projected in the upcoming budget. Building is almost non-existent and vigilance is needed when it comes to our expenses to keep them in check.****
- 4. Describe the reasons for utilizing Unrestricted Net Assets in the proposed Annual Budget, i.e. rate stabilization, debt service reduction, to balance the budget, etc. **In this year's budget retained earnings are being used to balance the budget and stabilize the rates for the residents of the Township of Old Bridge.****
- 5. If the proposed Annual Budget contains an Accumulated Deficit either existing or anticipated, pursuant to N.J.S.A 40A:5A-12, then an explanation as to reasons for occurrence must be disclosed. **N/A****

2010

**AUTHORITY BUDGET**

Sewer  
(OPERATION)

Old Bridge Municipal Utilities Authority

FISCAL YEAR: FROM June 1, 2010 TO May 31, 2011

**---ANTICIPATED REVENUES---**

<b>OPERATING REVENUES</b>	<b>CROSS REF.</b>	<b>2010 PROPOSED BUDGET</b>	<b>2009 CURRENT YEAR'S ADOPTED BUDGET</b>
SERVICE CHARGES	* A-1 *	\$11,107,695 *	\$11,569,180 *
CONNECTION FEES	* A-2 *	\$407,398 *	\$177,060 *
PARKING FEES	* A-3 *		
OTHER OPERATING REVENUES	* A-4 *	\$303,540 *	\$284,190 *
<b>TOTAL OPERATING REVENUES</b>	* R-1 *	<b>\$11,818,633 *</b>	<b>\$12,030,430 *</b>
<b>NON-OPERATING REVENUES</b>	<b>CROSS REF.</b>	<b>2010 PROPOSED BUDGET</b>	<b>2009 CURRENT YEAR'S ADOPTED BUDGET</b>
OPERATING GRANTS & ENTITLEMENTS	* A-5 *		
LOCAL SUBSIDIES & DONATIONS	* A-6 *		
INTEREST ON INVESTMENTS AND DEPOSIT	* A-7 *	\$165,000 *	\$410,000 *
OTHER NON-OPERATING REVENUES	* A-8 *		
<b>TOTAL NON-OPERATING REVENUES</b>	* R-2 *	<b>\$165,000 *</b>	<b>\$410,000 *</b>
<b>TOTAL ANTICIPATED REVENUES</b> (R-1 + R-2)	* B-1 *	<b>\$11,983,633 *</b>	<b>\$12,440,430 *</b>



2010

**AUTHORITY BUDGET**

Sewer  
(OPERATION)

Old Bridge Municipal Utilities Authority

FISCAL YEAR: FROM June 1, 2010 TO May 31, 2011

**---BUDGETED APPROPRIATIONS---**

**--OPERATING APPROPRIATIONS--**

<u>ADMINISTRATION</u>	<u>CROSS REF.</u>	<u>2010 PROPOSED BUDGET</u>	<u>2009 CURRENT YEAR'S ADOPTED BUDGET</u>
SALARY & WAGES	* *	\$1,087,628 *	\$1,120,901 *
FRINGE BENEFITS	* *	\$809,158 *	\$780,565 *
OTHER EXPENSES	* *	\$926,855 *	\$872,672 *
<b>TOTAL ADMINISTRATION</b>	* E-1 *	<b>\$2,823,641 *</b>	<b>\$2,774,138 *</b>
<u>COST OF PROVIDING SERVICES</u>	<u>CROSS REF.</u>	<u>2010 PROPOSED BUDGET</u>	<u>2009 CURRENT YEAR'S ADOPTED BUDGET</u>
SALARY & WAGES	* *	\$1,306,927 *	\$1,247,606 *
FRINGE BENEFITS	* *	\$988,971 *	\$880,211 *
OTHER EXPENSES	* *	\$5,436,388 *	\$5,358,253 *
<b>TOTAL COST OF PROVIDING SERVICES</b>	* E-2 *	<b>\$7,732,286 *</b>	<b>\$7,486,070 *</b>
<b>TOTAL PRINCIPAL PAYMENTS ON DEBT SERVICE IN LIEU OF DEPRECIATION</b>	* D-1 *	<b>\$2,301,457 *</b>	<b>\$2,141,192 *</b>
<b>TOTAL OPERATING APPROPRIATIONS</b> (E-1 + E-2 + D-1)	* B-2 *	<b>\$12,857,384 *</b>	<b>\$12,401,400 *</b>

2010

**AUTHORITY BUDGET**

Sewer  
(OPERATION)

Old Bridge Municipal Utilities Authority

FISCAL YEAR: FROM June 1, 2010 TO May 31, 2011

**---BUDGETED APPROPRIATIONS---**

**--NON-OPERATING APPROPRIATIONS--**

			2010 PROPOSED BUDGET	2009 CURRENT YEAR'S ADOPTED BUDGET
	CROSS REF.		-----	-----
TOTAL INTEREST PAYMENTS ON DEBT	* D-2 *		\$873,281 *	\$876,431 *
OPERATIONS & MAINTENANCE RESERVE	* * *			
RENEWAL & REPLACEMENT RESERVE(S)	* C-1 *			
MUNICIPALITY/COUNTY APPROPRIATION	* * *		\$642,869 *	\$620,070 *
OTHER RESERVES	* C-2 *			
<b>TOTAL NON-OPERATING APPROPRIATIONS</b>	* B-3 *		\$1,516,150 *	\$1,496,501 *
<b>ACCUMULATED DEFICIT</b>	* B-4 *			
<b>TOTAL OPERATING &amp; NON-OPERATING APPROPRIATIONS &amp; ACCUMULATED DEFICIT (B-2 + B-3 + B-4)</b>	* B-5 *		\$14,373,534 *	\$13,897,901 *
UNRESTRICTED NET ASSETS UTILIZED:				
MUNICIPALITY/COUNTY APPROPRIATION	* R-3a *		\$642,869 *	\$620,070 *
OTHER	* R-3b *		\$1,747,032 *	\$837,401 *
<b>LESS: TOTAL UNRESTRICTED NET ASSETS UTILIZED (R-3a + R-3b)</b>	* R-3 *		\$2,389,901 *	\$1,457,471 *
<b>NET TOTAL APPROPRIATIONS (B-5 - R-3)</b>	* B-6 *		\$11,983,633 *	\$12,440,430 *

# 2010 ADOPTION CERTIFICATION

**Old Bridge MUA Sewer Division**

LOCAL GOVT SERVICES


2011 MAY 13 P 12:08

**'AUTHORITY BUDGET**

RECEIVED

**FISCAL YEAR: FROM JUNE 1, 2010 TO MAY 31, 2011**

It is hereby certified that the Authority Budget and Capital Budget/Program annexed hereto is a true copy of the Budget adopted by the governing body of the Old Bridge Municipal Utilities Authority, pursuant to N.J.A.C. 5:31-2.3, on the 4th day of, May, 2010.



(Secretary's signature)

**Thomas Galante**

(Print Name)

**Secretary**

(Title)

**71 Boulevard West**

(Address)

**Cliffwood Beach, NJ 07735**

(City, State, Zip Code)

**732-566-2534 / /**

(Phone number) (ext.)

**732-566-5169**

(Fax number)

# 2010 ADOPTED BUDGET RESOLUTION

LOCAL GOVT SERVICES

## Old Bridge MUA Sewer Division

2011 MAY 13 P 12: 08

### AUTHORITY

RECEIVED

**FISCAL YEAR: FROM JUNE 1, 2010 TO MAY 31, 2011**

WHEREAS, the Annual Budget and Capital Budget/Program for the Old Bridge Municipal Utilities Authority for the fiscal year beginning June 1, 2010 and ending, May 31, 2011 has been presented for adoption before the governing body of the Old Bridge Municipal Utilities Authority at its open public meeting of May 4, 2010; and


WHEREAS, the Annual Budget and Capital Budget as presented for adoption reflects each item of revenue and appropriation in the same amount and title as set forth in the introduced and approved budget, including all amendments thereto, if any, which have been approved by the Director of the Division of Local Government Services; and

WHEREAS, the Annual Budget as presented for adoption reflects Total Revenues of \$ 11,983,633, Total Appropriations, including any Accumulated Deficit, if any, of \$ 14,373,534 and Total Unrestricted Net Assets utilized of \$ 2,389,901; and

WHEREAS, the Capital Budget as presented for adoption reflects Total Capital Appropriations of \$ 1,059,500 and Total Unrestricted Net Assets planned to be utilized of \$ 559,500; and

NOW, THEREFORE BE IT RESOLVED, by the governing body of the Old Bridge Municipal Utilities Authority, at an open public meeting held on May 4, 2010 that the Annual Budget and Capital Budget/Program of the Old Bridge Municipal Utilities Authority for the fiscal year beginning, June 1, 2010 and, ending, May 31, 2011 is hereby adopted and shall constitute appropriations for the purposes stated; and

BE IT FURTHER RESOLVED, that the Annual Budget and Capital Budget/Program as presented for adoption reflects each item of revenue and appropriation in the same amount and title as set forth in the introduced and approved budget, including all amendments thereto, if any, which have been approved by the Director of the Division of Local Government Services.

  
(Secretary's Signature)

May 4, 2010  
(Date)

Governing Body Member:	Recorded Vote			
	Aye	Nay	Abstain	Absent
Smolney	X			
Testino				X
Galante	X			
Desai	X			
Donatelli	X			
Butler	X			

5/6 votes

2010  
Old Bridge MUA  
Sewer Division

AUTHORITY  
CAPITAL  
BUDGET/  
PROGRAM

**2010 CERTIFICATION of AUTHORITY CAPITAL  
BUDGET/PROGRAM**


**Old Bridge MUA Sewer Division**

**FISCAL YEAR: FROM JUNE 1, 2010 TO MAY 31, 2011**

It is hereby certified that the Authority Capital Budget/Program annexed hereto is a true copy of the Capital Budget/Program approved, pursuant to N.J.A.C. 5:31-2.2, along with the Annual Budget, by the governing body of the Old Bridge Municipal Utilities Authority, on the 7th day of April, 2010.

**OR**

It is further certified that the governing body of the \_\_\_\_\_ Authority have elected **NOT** to adopt a Capital Budget /Program for the aforesaid fiscal year, pursuant to N.J.A.C. 5:31-2.2 for the following reason(s): \_\_\_\_\_

  
\_\_\_\_\_  
(Secretary's signature)

Thomas Galante  
\_\_\_\_\_  
(Print Name)

Secretary  
\_\_\_\_\_  
(Title)

71 Boulevard West  
\_\_\_\_\_  
(Address)

Cliffwood Beach, NJ 07735  
\_\_\_\_\_  
(City, State, Zip Code)

732-566-2534 / \_\_\_\_ / 732-566-5169  
(Phone number) (ext.) (Fax number)

# 2010 Capital Budget/Program Message

## Old Bridge MUA Sewer Division

FISCAL YEAR: FROM JUNE 1, 2010 TO MAY 31, 2011

1. Has each municipality or county affected by the actions of the authority participated in the development of the capital plan and reviewed or approved the plans or projects included within the Capital Budget/Program? **The Township of Old Bridge has reviewed the Capital Budget in respect to the bonding that we issue for current construction projects.**

2. Has each capital project/project financing been developed from a specific capital improvements plan or report; does it include full lifecycle costs, and is it consistent with appropriate elements of Master Plans or other plans in the jurisdictions served by the authority? **Life-cycle costs are currently not incorporated into these plans.**

3. Has a long-term (10-20 years) infrastructure needs assessment or other capital plan with a horizon beyond six years been prepared? **Infrastructure planning beyond 6 years has been analyzed, and incorporated into this Capital Budget Plan.**

4. Describe the projected impacts of the proposed capital projects, including impact on the schedule of rates, fees, and service charges and the impact on current and future year's schedules. **Service Fees will normally increase in direct relation to the amount of increased expenses, offset by increased revenues, as required by NJSA 40:14B-27. The current budget doesn't anticipate any rate increase to fund the current capital projects.**

5. Please indicate which capital projects/project financings are being undertaken in the Metropolitan or Suburban Planning Areas as defined in the State Development and Redevelopment Plan. **The capital projects/project financing are being undertaken in the suburban planning areas, as defined in the State Development & Redevelopment Plan.**

6. Please indicate which capital projects/project financings is being undertaken within the boundary of a State Planning Commission-designated Center and/or Endorsed Plan and if the project was included in the Plan Implementation Agenda for that Center/Endorsed Plan? **Not anticipated at this time.**

**Add additional sheets if necessary.**

2010

**AUTHORITY CAPITAL BUDGET**

Sewer  
(OPERATION)

Old Bridge Municipal Utilities Authority

FISCAL YEAR: FROM June 1, 2010 TO May 31, 2011

**PROPOSED YEAR'S CAPITAL IMPROVEMENT PLAN**

PROJECTS	ESTIMATED TOTAL COST	FUNDING SOURCES			OTHER SOURCES
		UNRESTRICTED NET ASSETS	RENEWAL & REPLACEMENT RESERVE	DEBT AUTHORIZATION	
A. Vehicles & TV Truck Upgrade	\$90,000	\$90,000			
B. Plant	\$3,000	\$3,000			
C. Pump Stations	\$75,000	\$75,000			
D. Collection Systems	\$15,500	\$15,500			
E. Maintenance Garage	\$15,000	\$15,000			
F. Communications	\$5,000	\$5,000			
G. Septic Truck Parts	\$2,000	\$2,000			
H. Blacktop Paving LH	\$50,000	\$50,000			
I. Easement Rehab-Ram's Field	\$50,000	\$50,000			
J. Arbors VFD Communitior Upgrade	\$50,000	\$50,000			
K. Relining Various Lines	\$150,000	\$150,000			
L. Equipment-Engineering	\$4,000	\$4,000			
M. I&I Study LH Drainage Basin	\$50,000	\$50,000			
N. Arbors Pump Station VFD Upgrade	\$150,000			\$150,000	
O. Ram's Field Access Road	\$100,000			\$100,000	
P. Trunk Sewer Easement Mainten.	\$150,000			\$150,000	
Q. Pump Station Manlifts	\$100,000			\$100,000	
<b>TOTAL</b>	<b>\$1,059,500</b>	<b>\$559,500</b>		<b>\$500,000</b>	



2010

## AUTHORITY CAPITAL PROGRAM

Sewer  
(OPERATION)Old Bridge Municipal Utilities Authority

FISCAL YEAR: FROM June 1, 2010 TO May 31, 2011

## 5 YEAR CAPITAL IMPROVEMENT PLAN COSTS

PROJECTS	ESTIMATED TOTAL COST	2010	2011	2012	2013	2014
A. Vehicles & TV Truck Upgrade	\$90,000	\$90,000 ✓				
B. Plant	\$3,000	\$3,000 ✓				
C. Pump Stations	\$75,000	\$75,000 ✓				
D. Collection Systems	\$15,500	\$15,500 ✓				
E. Maintenance Garage	\$15,000	\$15,000 ✓				
F. Communications	\$5,000	\$5,000 ✓				
G. Septic Truck Parts	\$2,000	\$2,000				
H. Blacktop Paving LH	\$50,000	\$50,000 ✓				
I. Easement Rehab-Ram's Field	\$50,000	\$50,000 ✓				
J. Arbors VFD Communitor Upgrade	\$50,000	\$50,000				
K. Relining Various Lines	\$150,000	\$150,000 ✓				
L. Equipment-Engineering	\$4,000	\$4,000 ✓				
M. I&I Study LH Drainage Basin	\$50,000	\$50,000 ✓				
N. Arbors Pump Station VFD Upgrade	\$150,000	\$150,000 ✓				
O. Ram's Field Access Road	\$100,000	\$100,000 ✓				
P. Trunk Sewer Easement Mainten.	\$150,000	\$150,000 ✓				
Q. Pump Station Manlifts	\$100,000	\$100,000 ✓				
R. Waterworks Rd Runyon Trunk Relin.	\$3,500,000		\$1,750,000	\$1,750,000		
S. Crossroads Regional Interceptor	\$9,000,000		\$4,500,000	\$4,500,000		
T. Arbors PS Force Main Replacement	\$650,000			\$650,000		
U. Iresick Brook Trunk Sewer Relining	\$2,000,000		\$1,000,000	\$1,000,000		
V. LH Presidents Section Swr Relining	\$1,500,000		\$750,000	\$750,000		
W. Various Pump Station Upgrades	\$10,000,000		\$5,000,000	\$5,000,000		
X. SCADA and GIS of Sewer System	\$4,000,000			\$2,000,000	\$2,000,000	
Y. Laurence Harbor Fence	\$250,000			\$250,000		
Z. Bulkhead at LH Offices	\$5,000,000		\$2,500,000	\$2,500,000		
AA. Expansion of LH Offices	\$500,000					\$500,000
AB. New LH Access Road	\$1,000,000					\$1,000,000
AC. LH Facility Security	\$250,000					\$250,000
AD. South OB Sewer Garage	\$500,000					\$500,000
AE. Summerfield Sewer PS Rehab.	\$1,000,000					\$1,000,000
AF. Raritan Ave. Sewer PS Rehab.	\$1,000,000					\$1,000,000
AG. RT 516 Central Office Complex	\$2,500,000					\$2,500,000
AH. Collector Sewers	\$3,000,000					\$3,000,000
<b>TOTAL</b>	<b>\$46,709,500</b>	<b>\$1,059,500</b>	<b>\$15,500,000</b>	<b>\$18,400,000</b>	<b>\$2,000,000</b>	<b>\$9,750,000</b>

2010

**AUTHORITY CAPITAL PROGRAM**

Sewer  
(OPERATION)

Old Bridge Municipal Utilities Authority

FISCAL YEAR: FROM June 1, 2010 TO May 31, 2011

5 YEAR CAPITAL PLAN FUNDING SOURCES: From 2009 to 2012

PROJECTS	ESTIMATED TOTAL COST	FUNDING SOURCES			
		UNRESTRICTED NET ASSETS	RENEWAL & REPLACEMENT RESERVE	DEBT AUTHORIZATION	OTHER SOURCES
A. Vehicles & TV Truck Upgrade	\$90,000	\$90,000			
B. Plant	\$3,000	\$3,000			
C. Pump Stations	\$75,000	\$75,000			
D. Collection Systems	\$15,500	\$15,500			
E. Maintenance Garage	\$15,000	\$15,000			
F. Communications	\$5,000	\$5,000			
G. Septic Truck Parts	\$2,000	\$2,000			
H. Blacktop Paving LH	\$50,000	\$50,000			
I. Easement Rehab-Ram's Field	\$50,000	\$50,000			
J. Arbors VFD Communitor Upgrade	\$50,000	\$50,000			
K. Relining Various Lines	\$150,000	\$150,000			
L. Equipment-Engineering	\$4,000	\$4,000			
M. I&I Study LH Drainage Basin	\$50,000	\$50,000			
N. Arbors Pump Station VFD Upgrade	\$150,000			\$150,000	
O. Ram's Field Access Road	\$100,000			\$100,000	
P. Trunk Sewer Easement Mainten.	\$150,000			\$150,000	
Q. Pump Station Manlifts	\$100,000			\$100,000	
R. Waterworks Rd Runyon Trunk Relin.	\$3,500,000			\$3,500,000	
S. Crossroads Regional Interceptor	\$9,000,000			\$9,000,000	
T. Arbors PS Force Main Replacement	\$650,000			\$650,000	
U. Iresick Brook Trunk Sewer Relining	\$2,000,000			\$2,000,000	
V. LH Presidents Section Swr Relining	\$1,500,000			\$1,500,000	
W. Various Pump Station Upgrades	\$10,000,000			\$10,000,000	
X. SCADA and GIS of Sewer System	\$4,000,000			\$4,000,000	
Y. Laurence Harbor Fence	\$250,000	\$250,000			
Z. Bulkhead at LH Offices	\$5,000,000			\$5,000,000	
AA. Expansion of LH Offices	\$500,000			\$500,000	
AB. New LH Access Road	\$1,000,000			\$1,000,000	
AC. LH Facility Security	\$250,000			\$250,000	
AD. South OB Sewer Garage	\$500,000			\$500,000	
AE. Summerfield Sewer PS Rehab.	\$1,000,000			\$1,000,000	
AF. Raritan Ave. Sewer PS Rehab.	\$1,000,000			\$1,000,000	
AG. RT 516 Central Office Complex	\$2,500,000			\$2,500,000	
AH. Collector Sewers	\$3,000,000			\$3,000,000	
<b>TOTAL</b>	<b>\$46,709,500</b>	<b>\$809,500</b>		<b>\$45,900,000</b>	

2010

Old Bridge MUA  
Sewer Division

SUPPLEMENTAL SCHEDULES

STATE OF NEW JERSEY

DIVISION OF LOCAL GOVERNMENT SERVICES

2010

**AUTHORITY BUDGET  
SUPPLEMENTAL SCHEDULES**

Sewer  
(OPERATION)

Old Bridge Municipal Utilities Authority

FISCAL YEAR: FROM June 1, 2010 TO May 31, 2011

==== OPERATING REVENUES ====

---SERVICE CHARGES---	CROSS REF.	# UNITS	2010 PROPOSED ANNUAL COLLECTION	# UNITS	2009 CURRENT YEAR'S ADOPTED BUDGET
RESIDENTIAL	*	24106	\$9,552,618	23998	\$9,949,495 *
BUSINESS/COMMERCIAL	*	2001	\$1,332,923	1969	\$1,388,302 *
INDUSTRIAL	*			*	*
INTERGOVERNMENTAL	*			*	*
OTHER	*	491	\$222,154	491	\$231,383 *
<b>TOTAL SERVICE CHARGES</b>	<b>* A-1 *</b>		<b>\$11,107,695</b>	*	<b>\$11,569,180</b> *

---CONNECTION FEES---	CROSS REF.	# UNITS	2010 PROPOSED ANNUAL COLLECTION	# UNITS	2009 CURRENT YEAR'S ADOPTED BUDGET
RESIDENTIAL	*	76	\$218,044	30	\$81,720 *
BUSINESS/COMMERCIAL	*	63	\$180,747	32	\$87,168 *
INDUSTRIAL	*			*	*
INTERGOVERNMENTAL	*			*	*
OTHER	*	3	\$8,607	3	\$8,172 *
<b>TOTAL CONNECTION FEES</b>	<b>* A-2 *</b>		<b>\$407,398</b>	*	<b>\$177,060</b> *

\* INCLUDE ALL APPLICABLE RATE SCHEDULES TO SUPPORT SUCH FEES

2010

**AUTHORITY BUDGET  
SUPPLEMENTAL SCHEDULES**

Sewer  
(OPERATION)

Old Bridge Municipal Utilities Authority

FISCAL YEAR: FROM June 1, 2010 TO May 31, 2011

==== OPERATING REVENUES ====

---PARKING FEES---	CROSS REF.	# UNITS	2010 PROPOSED ANNUAL COLLECTION	# UNITS	2009 CURRENT YEAR'S ADOPTED BUDGET
METERS	*	*		*	*
PERMITS	*	*		*	*
FINES/PENALTIES	*	*		*	*
OTHER	*	*		*	*
<b>TOTAL PARKING FEES</b>	<b>*</b>	<b>A-3</b>		<b>*</b>	<b>*</b>

---OTHER OPERATING REVENUES---

	CROSS REF.		2010 PROPOSED ANNUAL COLLECTION		2009 CURRENT YEAR'S ADOPTED BUDGET
<b>LIST IN DETAIL:</b>					
Engineering Service Fees	*	*	\$149,540	*	\$159,190
Delinquent Penalties	*	*	\$135,000	*	\$108,000
Miscellaneous	*	*	\$9,000	*	\$7,000
Video Sewer Lines	*	*	\$10,000	*	\$10,000
	*	*		*	*
<b>TOTAL OTHER REVENUES</b>	<b>*</b>	<b>A-4</b>	<b>\$303,540</b>	<b>*</b>	<b>\$284,190</b>

\* INCLUDE ALL APPLICABLE RATE SCHEDULES TO SUPPORT SUCH FEES

2010

Sewer

**AUTHORITY BUDGET  
SUPPLEMENTAL SCHEDULES**

(OPERATION)

Old Bridge Municipal Utilities Authority

FISCAL YEAR: FROM June 1, 2010 TO May 31, 2011

==== NON-OPERATING REVENUES ====

----GRANTS &----  
----ENTITLEMENTS----

2009  
CURRENT YEAR'S  
ADOPTED  
BUDGET

CROSS  
REF.                      2010  
                                 PROPOSED  
                                 BUDGET

LIST IN DETAIL:

	CROSS REF.	2010 PROPOSED BUDGET	2009 CURRENT YEAR'S ADOPTED BUDGET
*	*		*
*	*		*
*	*		*
*	*		*
TOTAL GRANTS & ENT.	* A-5 *		*

--LOCAL SUBSIDIES--  
--& DONATIONS--

2009  
CURRENT YEAR'S  
ADOPTED  
BUDGET

CROSS  
REF.                      2010  
                                 PROPOSED  
                                 BUDGET

LIST IN DETAIL:

	CROSS REF.	2010 PROPOSED BUDGET	2009 CURRENT YEAR'S ADOPTED BUDGET
*	*		*
*	*		*
*	*		*
*	*		*
TOTAL SUB. & DONATIONS	* A-6 *		*

2010

**AUTHORITY BUDGET  
SUPPLEMENTAL SCHEDULES**

Sewer  
(OPERATION)

Old Bridge Municipal Utilities Authority

FISCAL YEAR: FROM June 1, 2010 TO May 31, 2011

==== NON-OPERATING REVENUES ====

---INTEREST ON INVESTMENTS---  
---AND DEPOSITS---

	CROSS REF.	2010 PROPOSED BUDGET	2009 CURRENT YEAR'S ADOPTED BUDGET
INVESTMENTS	* *	\$165,000 *	\$410,000 *
SECURITY DEPOSITS	* *		
PENALTIES	* *		
OTHER INVESTMENTS	* *		
<b>TOTAL INTEREST ON INVESTMENTS &amp; DEPOSITS</b>	* A-7 *	<b>\$165,000 *</b>	<b>\$410,000 *</b>

---OTHER NON-OPERATING REVENUES---

	CROSS REF.	2010 PROPOSED BUDGET	2009 CURRENT YEAR'S ADOPTED BUDGET
LIST IN DETAIL:	* *		
	* *		
	* *		
	* *		
<b>TOTAL OTHER REVENUES</b>	* A-8 *		

2010

**AUTHORITY BUDGET  
SUPPLEMENTAL SCHEDULES**

Sewer  
(OPERATION)

Old Bridge Municipal Utilities Authority

FISCAL YEAR: FROM June 1, 2010 TO May 31, 2011

==== NON-OPERATING APPROPRIATIONS ====

---RENEWAL &--- ---REPLACEMENT RESERVE(S)---	CROSS REF.	2010 PROPOSED BUDGET	2009 CURRENT YEAR'S ADOPTED BUDGET
LIST IN DETAIL:	*	*	*
	*	*	*
	*	*	*
	*	*	*
TOTAL RENEWAL & REPLACEMENT RESERVE(S)	* C-1 *		*
---OTHER RESERVES---			
	CROSS REF.	2010 PROPOSED BUDGET	2009 CURRENT YEAR'S ADOPTED BUDGET
LIST IN DETAIL:	*	*	*
	*	*	*
	*	*	*
	*	*	*
TOTAL OTHER RESERVES	* C-2 *		*



**2010**

**AUTHORITY BUDGET  
SUPPLEMENTAL SCHEDULES**

Sewer  
(OPERATION)

Old Bridge Municipal Utilities Authority

FISCAL YEAR: FROM June 1, 2010 TO May 31, 2011

==== BUDGETED DEBT SERVICE REQUIREMENTS ====

---PRINCIPAL PAYMENTS---

	CROSS REF.	2010 PROPOSED BUDGET	2009 CURRENT YEAR'S ADOPTED BUDGET
AUTHORITY NOTES	* P-1 *		*
AUTHORITY BONDS	* P-2 *	\$2,301,457	\$2,141,192 *
CAPITAL LEASES	* P-3 *		*
INTERGOVERN. LOANS	* P-4 *		*
OTHER OBLIGATIONS	* P-5 *		*
<b>TOTAL PRINCIPAL PAYMENTS</b>	<b>* D-1 *</b>	<b>\$2,301,457</b>	<b>\$2,141,192 *</b>

---INTEREST PAYMENTS---

	CROSS REF.	2010 PROPOSED BUDGET	2009 CURRENT YEAR'S ADOPTED BUDGET
AUTHORITY NOTES	* I-1 *		*
AUTHORITY BONDS	* I-2 *	\$873,281	\$876,431 *
CAPITAL LEASES	* I-3 *		*
INTERGOVERN. LOANS	* I-4 *		*
OTHER OBLIGATIONS	* I-5 *		*
<b>TOTAL INTEREST PAYMENTS</b>	<b>* D-2 *</b>	<b>\$873,281</b>	<b>\$876,431 *</b>

2010

Sewer  
(OPERATION)

**AUTHORITY BUDGET**

SUPPLEMENTAL SCHEDULES

Old Bridge Municipal Utilities Authority

FISCAL YEAR: FROM June 1, 2010 TO May 31, 2011

5 YEAR DEBT SERVICE SCHEDULE

PRINCIPAL PAYMENTS	YEARS					
	Prior Year 2009	2010	2011	2012	2013	2014
--AUTHORITY NOTES--	*	*	*	*	*	*
	*	*	*	*	*	*
	*	*	*	*	*	*
	*	*	*	*	*	*
<b>TOTAL PAYMENTS P-1</b>	*	*	*	*	*	*
--AUTHORITY BONDS--						
1989 Cap. Apprec. Bonds	\$63,311	\$59,381	\$54,912	\$51,504	\$48,305	\$45,517
1993 NJEIT Trust	\$75,000	\$80,000	\$80,000	*	*	*
1993 NJEIT Fund	\$53,459	\$23,306	*	*	*	*
1997 NJEIT Trust	\$39,239	\$41,720	\$47,144	\$42,341	\$45,834	\$48,355
1999 Revenue Bonds	\$97,200	*	*	*	*	*
1999 NJEIT Trust	\$53,509	\$57,181	\$55,546	\$59,770	\$65,500	\$69,358
1999 NJEIT Fund	\$54,635	\$55,912	\$53,779	\$54,878	\$55,799	\$56,543
2002 Revenue Bonds	\$95,000	\$100,000	\$105,000	\$105,000	\$110,000	\$115,000
2002 Refunding Bonds	\$565,950	\$583,100	\$607,600	\$632,100	\$654,150	\$673,750
2003 NJEIT Trust	\$45,000	\$45,000	\$50,000	\$50,000	\$55,000	\$55,000
2003 NJEIT Fund	\$48,683	\$47,327	\$48,985	\$47,477	\$48,985	\$47,658
2004 Revenue Bonds	\$10,010	\$11,440	\$11,440	\$11,440	\$11,440	*
2004 Refunding Bonds	\$148,580	\$150,195	\$156,655	\$161,500	\$164,730	\$171,190
2006 NJEIT Trust	\$130,000	\$135,000	\$145,000	\$150,000	\$160,000	\$165,000
2006 NJEIT Fund	\$169,082	\$168,118	\$170,207	\$168,761	\$170,368	\$168,439
2008C Revenue Bonds	\$2,500	\$2,500	\$2,500	\$2,500	\$2,500	\$2,500
2009A Refunding Bonds	\$30,000	\$108,000	\$109,800	\$113,400	\$117,000	\$120,600
2010A NJEIT Trust	\$36,486	\$20,000	\$20,000	\$25,000	\$25,000	\$25,000
2010A NJEIT Fund	\$195,000	\$31,781	\$31,781	\$31,782	\$31,781	\$31,781
2010B NJEIT Trust	\$228,548	\$200,000	\$200,000	\$205,000	\$210,000	\$220,000
2010B NJEIT Fund	*	\$228,548	\$228,548	\$228,548	\$228,548	\$228,548
2010C NJEIT Trust	*	\$65,000	\$70,000	\$70,000	\$75,000	\$75,000
2010C NJEIT Fund	*	\$87,948	\$87,948	\$87,948	\$87,948	\$87,948
	*	*	*	*	*	*
<b>TOTAL PAYMENTS P-2</b>	\$2,141,192	\$2,301,457	\$2,336,845	\$2,298,949	\$2,367,888	\$2,407,187
--AUTHORITY CAPITAL L	*	*	*	*	*	*
	*	*	*	*	*	*
	*	*	*	*	*	*
<b>TOTAL PAYMENTS P-3</b>						
--AUTHORITY INTERGOV	*	*	*	*	*	*
	*	*	*	*	*	*
	*	*	*	*	*	*
<b>TOTAL PAYMENTS P-4</b>						
--AUTHORITY OBLIGATI	*	*	*	*	*	*
	*	*	*	*	*	*
	*	*	*	*	*	*
<b>TOTAL PAYMENTS P-5</b>						
<b>TOTAL PRINCIPAL DEBT PAYMENTS SS-6</b>	\$2,141,192	\$2,301,457	\$2,336,845	\$2,298,949	\$2,367,888	\$2,407,187

2010

Sewer  
(OPERATION)

**AUTHORITY BUDGET**

SUPPLEMENTAL SCHEDULES

Old Bridge Municipal Utilities Authority

FISCAL YEAR: FROM June 1, 2010 TO May 31, 2011

5 YEAR DEBT SERVICE SCHEDULE

INTEREST PAYMENTS	YEARS					
	Prior Year 2009	2010	2011	2012	2013	2014
--AUTHORITY NOTES--	*	*	*	*	*	*
	*	*	*	*	*	*
	*	*	*	*	*	*
	*	*	*	*	*	*
<b>TOTAL PAYMENTS I-1</b>	*	*	*	*	*	*
--AUTHORITY BONDS--						
1989 Cap. Apprec. Bonds	* \$117,249 *	* \$108,082 *	* \$96,729 *	* \$84,521 *	* \$71,504 *	* \$57,533 *
1993 NJEIT Trust	* \$9,480 *	* \$5,760 *	* \$1,920 *	*	*	*
1997 NJEIT Trust	* \$10,921 *	* \$10,685 *	* \$10,319 *	* \$9,052 *	* \$6,847 *	* \$4,493 *
1999 Revenue Bonds	* \$46,584 *	*	*	*	*	*
1999 NJEIT Trust	* \$23,169 *	* \$21,659 *	* \$19,614 *	* \$17,061 *	* \$14,209 *	* \$11,136 *
2002 Revenue Bonds	* \$28,402 *	* \$24,780 *	* \$20,833 *	* \$16,685 *	* \$12,316 *	* \$7,604 *
2002 Refunding Bonds	* \$154,502 *	* \$133,165 *	* \$110,238 *	* \$85,748 *	* \$59,614 *	* \$31,805 *
2003 NJEIT Trust	* \$35,745 *	* \$33,495 *	* \$31,245 *	* \$28,745 *	* \$26,245 *	* \$24,045 *
2004 Revenue Bonds	* \$1,541 *	* \$1,258 *	* \$930 *	* \$572 *	* \$193 *	*
2004 Refunding Bonds	* \$67,744 *	* \$63,822 *	* \$59,407 *	* \$54,432 *	* \$49,028 *	* \$43,253 *
2006 NJEIT Trust	* \$133,063 *	* \$126,563 *	* \$119,813 *	* \$112,563 *	* \$105,063 *	* \$97,063 *
2008C NJEIT Trust	* \$29,803 *	* \$29,690 *	* \$29,578 *	* \$29,466 *	* \$29,353 *	* \$29,240 *
2009A NJEIT Trust	* \$30,197 *	* \$31,113 *	* \$28,661 *	* \$25,587 *	* \$22,131 *	* \$17,964 *
2010A NJEIT Trust	* \$188,031 *	* \$24,650 *	* \$23,650 *	* \$22,650 *	* \$21,400 *	* \$20,150 *
2010B NJEIT Trust	*	* \$184,454 *	* \$180,324 *	* \$175,510 *	* \$170,040 *	* \$163,962 *
2010C NJEIT Trust	*	* \$74,105 *	* \$72,947 *	* \$71,564 *	* \$69,881 *	* \$67,834 *
<b>TOTAL PAYMENTS I-2</b>	* \$876,431 *	* \$873,281 *	* \$806,208 *	* \$734,156 *	* \$657,824 *	* \$576,082 *
--AUTHORITY CAPITAL LEASES--						
	*	*	*	*	*	*
	*	*	*	*	*	*
	*	*	*	*	*	*
<b>TOTAL PAYMENTS I-3</b>	*	*	*	*	*	*
--AUTHORITY INTERGOVERNMENTAL LOANS--						
	*	*	*	*	*	*
	*	*	*	*	*	*
	*	*	*	*	*	*
<b>TOTAL PAYMENTS I-4</b>	*	*	*	*	*	*
--AUTHORITY OBLIGATIONS (LIST)--						
	*	*	*	*	*	*
	*	*	*	*	*	*
	*	*	*	*	*	*
<b>TOTAL PAYMENTS I-5</b>	*	*	*	*	*	*
<b>TOTAL INTEREST DEBT PAYMENTS SS-6</b>	* \$876,431 *	* \$873,281 *	* \$806,208 *	* \$734,156 *	* \$657,824 *	* \$576,082 *

Old Bridge Municipal Utilities Authority

Sewer  
(OPERATION)

AUTHORITY BUDGET  
SUPPLEMENTAL SCHEDULES

FISCAL YEAR: FROM June 1, 2010 TO May 31, 2011

(1)	PY UNRESTRICTED NET ASSETS	PY AUDIT	*		*	\$6,682,833	*
<b>ADJUSTMENTS DURING CURRENT YEAR</b>							
	(a) EST. NET INCOME OR (LOSS) ON CURRENT YEAR'S RESULTS OF OPERATIONS		*		*	2,071,988	*
	(Include unbudgeted use of unrestricted net assets)						
	(b) ADJUSTMENTS: OTHER (Attach list):		*		*		*
(2)	<b>SUBTOTAL - ADJUSTMENTS</b>	(ADD AMOUNTS ON LINES a-b)			*	2,071,988	*
(3)	<b>ADD LINES 1 AND 2</b>				*	8,754,821	*
<b>CURRENT YEAR ESTIMATED CHANGES IN RESTRICTIONS</b>							
(attach documentation)							
	(c) DEBT SERVICE		*		*	(30,504)	*
	(d) MAINTENANCE RESERVE		*		*		*
	(e) OPERATING REQUIREMENT		*		*	73,930	*
	(f) OTHER LEGAL RESERVATIONS-OPEB-GASB 45		*		*	2,900,000	*
(4)	<b>SUB-TOTAL - RESTRICTIONS</b>	(ADD AMOUNTS ON LINES c-f)			*	2,943,426	*
<b>DESIGNATIONS (attach documentation)</b>							
	(g) NON-OPERATING IMPROVEMENTS & REPAIRS (CB-4&5)		*		*		*
	(h) CONTRIBUTION TO RATE STABILIZATION PLAN (#)		*		*		*
	(i) OTHER BOARD DESIGNATION		*		*		*
	(j) ADJUSTMENTS /OTHER (Attach list):		*		*		*
(5)	<b>SUBTOTAL - DESIGNATIONS</b>	(ADD AMOUNTS ON LINES g-i)			*		*
(6)	<b>ADD LINES 4 and 5</b>				*	2,943,426	*
(7)	<b>UNRESTRICTED NET ASSETS AVAILABLE FOR USE IN PROPOSED BUDGET</b>	(SUBTRACT LINE 6 FROM LINE 3)			*	5,811,395	*
<b>PROPOSED UTILIZATION OF AVAILABLE UNRESTRICTED NET ASSETS</b>							
(8)	AS REVENUE IN ANNUAL BUDGET (PAGE 6, LINE R-3b)		*		*	1,747,032	*
(9)	FOR CURRENT YEAR CAPITAL BUDGET (PAGE CB-3)		*		*	559,500	*
(10)	<b>SUBTOTAL - U/R NET ASSETS UTILIZED</b>	(ADD AMOUNTS ON LINES 8-9)			*	2,306,532	*
(11)	<b>MAXIMUM ALLOWABLE FOR APPROPRIATION TO MUNICIPALITY/COUNTY</b>					\$642,869	
	(Budget Item B-2 times 5%)						
(12)	<b>AS APPROPRIATED TO MUNICIPALITY/COUNTY (PAGE 6, LINE R-3a)</b>				*	642,869	*
(13)	<b>TOTAL UNRESTRICTED/UNDESIGNATED NET ASSETS</b>	(SUBTRACT LINES 10 AND 12 FROM LINE 7)			*	\$2,861,994	*

732-566-2534 / 732-566-5169  
Phone # (extension) / Fax#

CERTIFIED BY:   
EXECUTIVE DIRECTOR

(#) Explain in detail in the Budget Message

DATE: 4-8-10  
PAGE SS-9

OLD BRIDGE MUNICIPAL UTILITIES AUTHORITY  
AUTHORITY BUDGET

SEWER

CALCULATION OF CURRENT YEAR ESTIMATED CHANGES IN RESTRICTIONS

DEBT SERVICE

RESERVE FOR FUTURE DEBT SERVICE-FYE 09	\$ 248,330.00	
RESERVE FOR FUTURE DEBT SERVICE-FYE 10	<u>242,320.00</u>	
		\$ (6,010.00)
RESERVE FOR DEBT SERVICE-FYE 09	1,836,681.00	
RESERVE FOR DEBT SERVICE-FYE 10	<u>1,812,187.00</u>	

(24,494.00)

TOTAL ESTIMATED CHANGE IN DEBT SERVICE-FYE 10 (30,504.00) SS-9, LINE 4-C

OPERATING REQUIREMENT

RESERVE FOR OPERATING-FYE 09	2,565,052.00	
RESERVE FOR OPERATING-FYE 10	<u>2,638,982.00</u>	

TOTAL ESTIMATED CHANGE IN OPERATING REQUIREMENT 73,930.00 SS-9, LINE 4-E.

**OLD BRIDGE MUNICIPAL UTILITIES AUTHORITY  
SEWER DIVISION  
RESERVE FOR FUTURE DEBT SERVICE CALCULATION-FYE 10**

<u>DESCRIPTION</u>	<u>11/1/10 PAYMENT</u>	<u>5/1-5/31</u>	<u>YEAR END ACCRUAL</u>
1993 NJEIT	\$ 5,640.00	*1/6	\$ 940.00
1997 NJEIT	5,517.14	*1/6	919.52
1999 BOND		*1/6	-
1999 NJEIT	17,352.50	*1/6	2,892.08
2002A BOND	15,061.88	*1/6	2,510.31
2002B BOND	82,380.02	*1/6	13,730.00
2003 NJEIT	17,872.50	*1/6	2,978.75
2004A BOND	832.97	*1/6	138.83
2004B BOND	34,800.63	*1/6	5,800.11
2006 NJEIT	66,531.25	*1/6	11,088.54
2008C BOND	14,929.69	*1/6	2,488.28
2009A BOND	17,140.50	*1/6	2,856.75
2010A NJEIT	12,725.00	*1/6	2,120.83
	<u>\$ 290,784.08</u>		<u>\$ 48,464.00</u>
			290,784.08
			(48,464.00)
RESERVE FOR FUTURE DEBT SERVICE-FYE 10			<u>\$ 242,320.08</u>

**Old Bridge Municipal Utilities Authority  
Debt Service Budget  
Summary Sheet**

doesn't include NJEIT's after 2002

calculation for reserve for debt service #6-000-2470

FYE	Principal			Interest			Total Debt Service		
	Water	Sewer	Water & Sewer	Water	Sewer	Water & Sewer	Water	Sewer	Water & Sewer
2011	1,390,743	1,272,736	2,663,479	1,229,620	539,451	1,769,071	2,620,363	1,812,187	4,432,550
2012	1,418,665	1,284,376	2,703,041	1,194,429	500,887	1,695,316	2,613,094	1,785,262	4,398,356
2013	1,447,529	1,234,433	2,681,962	1,162,997	462,699	1,625,697	2,610,526	1,697,132	4,307,658
2014	1,456,160	1,275,258	2,731,418	1,127,563	422,287	1,549,850	2,583,723	1,697,545	4,281,268
2015	1,459,667	1,302,812	2,762,479	1,091,344	379,478	1,470,822	2,551,011	1,682,290	4,233,301
2016	1,259,093	1,082,597	2,341,690	1,431,211	470,680	1,901,891	2,690,304	1,553,277	4,243,581
2017	673,170	442,330	1,115,500	342,255	72,405	414,660	1,015,425	514,735	1,530,160
2018	707,388	460,840	1,168,228	314,672	56,500	371,171	1,022,060	517,339	1,539,399
2019	438,855	201,145	640,000	291,456	44,221	335,677	730,311	245,366	975,677
2020	157,900	67,100	225,000	279,409	38,843	318,252	437,309	105,943	543,252
2021	161,285	68,715	230,000	272,728	36,063	308,790	434,013	104,778	538,790
2022	171,440	73,560	245,000	265,528	33,070	298,598	436,968	106,630	543,598
2023	178,210	76,790	255,000	257,882	29,865	287,747	436,092	106,655	542,747
2024	432,000	48,000	480,000	242,359	26,929	269,288	674,359	74,929	749,288
2025	670,500	74,500	745,000	212,729	23,637	236,366	883,229	98,137	981,366
2026	886,500	98,500	985,000	170,885	18,987	189,872	1,057,385	117,487	1,174,872
2027	1,332,000	148,000	1,480,000	111,263	12,362	123,625	1,443,263	160,362	1,603,625
2028	1,404,000	156,000	1,560,000	37,732	4,193	41,925	1,441,732	160,193	1,601,925
<b>TOTAL</b>	\$ 15,645,105	\$ 9,367,692	\$ 25,012,797	\$ 10,036,061	\$ 3,172,556	\$ 13,208,617	\$ 25,681,166	\$ 12,540,248	\$ 38,221,414

\*\*YEAR WITH HIGHEST AMOUNT OF DEBT SERVICE

2010

**AUTHORITY BUDGET**

Sewer  
(OPERATION)

Old Bridge Municipal Utilities Authority

FISCAL YEAR: FROM June 1, 2010 TO May 31, 2011

**--BUDGETED APPROPRIATIONS--**

**--OPERATING APPROPRIATIONS--**

ADMINISTRATION -----	CROSS REF. -----	2010 PROPOSED BUDGET -----	2009 CURRENT YEAR'S ADOPTED BUDGET -----
SALARY & WAGES	* * *	\$1,087,628 *	\$1,120,901 *
FRINGE BENEFITS	* * *	\$809,158 *	\$780,565 *
OTHER EXPENSES	* * *	\$926,855 *	\$872,672 *
<b>TOTAL ADMINISTRATION</b>	<b>* E-1 *</b>	<b>\$2,823,641 *</b>	<b>\$2,774,138 *</b>

COST OF PROVIDING SERVICES -----	CROSS REF. -----	2010 PROPOSED BUDGET -----	2009 CURRENT YEAR'S ADOPTED BUDGET -----
SALARY & WAGES	* * *	\$1,306,927 *	\$1,247,606 *
FRINGE BENEFITS	* * *	\$988,971 *	\$880,211 *
OTHER EXPENSES	* * *	\$5,436,388 *	\$5,358,253 *
<b>TOTAL COST OF PROVIDING SERVICES</b>	<b>* E-2 *</b>	<b>\$7,732,286 *</b>	<b>\$7,486,070 *</b>
<b>TOTAL PRINCIPAL PAYMENTS ON DEBT SERVICE IN LIEU OF DEPRECIATION</b>	<b>* D-1 *</b>	<b>\$2,301,457 *</b>	<b>\$2,141,192 *</b>
<b>TOTAL OPERATING APPROPRIATIONS (E-1 + E-2 + D-1)</b>	<b>* B-2 *</b>	<b>\$12,857,384 *</b>	<b>\$12,401,400 *</b>
		(\$2,301,457)	
		\$10,555,927	<b>\$2,638,982</b>



# 2010 ADOPTED BUDGET RESOLUTION

LOCAL GOVT SERVICES

2011 MAY 13 P 12: 08

## Old Bridge MUA Water Division

RECEIVED

### AUTHORITY

**FISCAL YEAR: FROM JUNE 1, 2010 TO MAY 31, 2011**

WHEREAS, the Annual Budget and Capital Budget/Program for the Old Bridge Municipal Utilities Authority for the fiscal year beginning June 1, 2010 and ending, May 31, 2011 has been presented for adoption before the governing body of the Old Bridge Municipal Utilities Authority at its open public meeting of May 4, 2010; and


WHEREAS, the Annual Budget and Capital Budget as presented for adoption reflects each item of revenue and appropriation in the same amount and title as set forth in the introduced and approved budget, including all amendments thereto, if any, which have been approved by the Director of the Division of Local Government Services; and

WHEREAS, the Annual Budget as presented for adoption reflects Total Revenues of \$ 13,439,617, Total Appropriations, including any Accumulated Deficit, if any, of \$ 15,898,465 and Total Unrestricted Net Assets utilized of \$ 2,458,848; and

WHEREAS, the Capital Budget as presented for adoption reflects Total Capital Appropriations of \$ 4,085,005 and Total Unrestricted Net Assets planned to be utilized of \$ 1,085,005; and

NOW, THEREFORE BE IT RESOLVED, by the governing body of the Old Bridge Municipal Utilities Authority, at an open public meeting held on May 4, 2010 that the Annual Budget and Capital Budget/Program of the Old Bridge Municipal Utilities Authority for the fiscal year beginning, June 1, 2010 and, ending, May 31, 2011 is hereby adopted and shall constitute appropriations for the purposes stated; and

BE IT FURTHER RESOLVED, that the Annual Budget and Capital Budget/Program as presented for adoption reflects each item of revenue and appropriation in the same amount and title as set forth in the introduced and approved budget, including all amendments thereto, if any, which have been approved by the Director of the Division of Local Government Services.

  
(Secretary's Signature)

May 4, 2010  
(Date)

Governing Body Member:	Recorded Vote			
	Aye	Nay	Abstain	Absent
Smolney	X			
Testino				X
Galante	X			
Desai	X			
Donatelli	X			
Butler	X			

# 2010 ADOPTION CERTIFICATION

Old Bridge MUA Water Division


LOCAL GOVT SERVICES  
2011 MAY 13 P 12:08

## AUTHORITY BUDGET

RECEIVED

FISCAL YEAR: FROM JUNE 1, 2010 TO MAY 31, 2011

It is hereby certified that the Authority Budget and Capital Budget/Program annexed hereto is a true copy of the Budget adopted by the governing body of the Old Bridge Municipal Utilities Authority, pursuant to N.J.A.C. 5:31-2.3, on the 4th day of, May, 2010.

  
(Secretary's signature)

Thomas Galante

(Print Name)

Secretary

(Title)

71 Boulevard West

(Address)

Cliffwood Beach, NJ 07735

(City, State, Zip Code)

732-566-2534 /      /

(Phone number) (ext.)

732-566-5169

(Fax number)